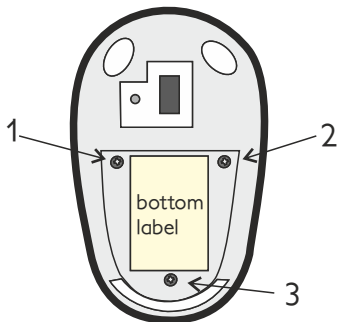


Pairing instructions for Purekeys wireless mouse 50075 and 50275.

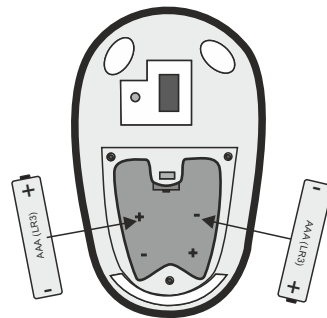
Serial numbers starting with Y24xxxxxx

Dongle is marked PKD03

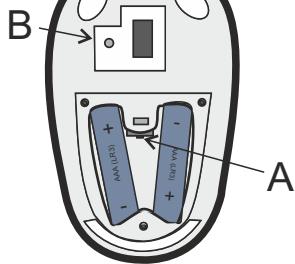
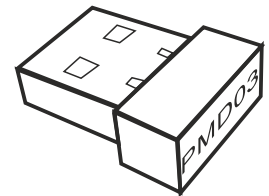
Unscrew 3 bottom screws and remove battery cover



When needed place batteries as indicated



Place dongle PKD03 in a free USB port



-Make sure that the mouse is close to the dongle and there are no other dongles nearby.

-Press the small black pairing switch A for less than 1 second.

-During pairing, the LED B will flash green quickly. When it stays green at the end for 2 seconds, pairing was successful. When it turns red for 2 seconds, it was unsuccessful. In that case, uninstall and reinstall batteries and dongle to reset the mouse and try again.

replace cover and tighten 3 bottom screws

